

2009

Begin



2026

Continue




COMPANY PROFILE

Focono LED is a professional company that devotes to developing, manufacturing and marketing LED Display.

Since foundation, innovation is the symbol of Focono. The creative products and service have brought us continuous break-through in both sales and development during the past years. Till now our products are well exported to 150 countries with more than 1500 cases all over the world.

At present, Focono is becoming a leading integrated solutions provider in LED industry. And we are gradually optimizing our sales network and localization strategy, appealing to more global partners to join in us.



Vision:
Your Local LED Application.

Philosophy:
Focus on one thing.

Mission:
Serve the world, LED your life.

Core Value:
Hard-working / Self-improving,
Thanks-giving / Dream-creating.

CONTENTS

E series 3
K series 5
T series 7



OUTDOOR COMMERCIAL

INDOOR COMMERCIAL



MTV series 11
COB series 13
V-Board serie 15

Q series 19

SPORT



STAGE RENTAL



X series 23

CREATIVE / FLEXIBLE



Glass series 27
Cloud series 29
R series 31



OUTDOOR COMMERCIAL

E series

Outdoor Fixed Giant LED Display

Parameters

| Value | E2 | E3 | E4 | E6 | E7 | E10 |
|----------------------------|------------------|------------------|------------------|------------------|------------------|------------------|
| Pixel pitch(mm) | 2.97 | 3.97 | 4.81 | 6.25 | 7.81 | 10.42 |
| Brightness(nits) | 5000 | 5500 | 5500 | 6000 | 6000 | 6000 |
| Pixel configuration | SMD1415 | SMD1921 | SMD1921 | SMD2727 | SMD2727 | SMD2727 |
| Colours | 16.7M | 16.7M | 16.7M | 16.7M | 16.7M | 16.7M |
| Refresh rate(Hz) | ≥3840 | ≥3840 | ≥3840 | ≥3840 | ≥3840 | ≥3840 |
| Pixel matrix per panel | 336X336 | 256X256 | 208X208 | 160X160 | 128X128 | 96X96 |
| Pixel matrix per sq.m | 225792 | 65536 | 43264 | 25600 | 16384 | 9216 |
| Viewing angle (H/V) | 140/140 deg. | 140/140 deg. | 140/140 deg. | 140/140 deg. | 140/140 deg. | 140/140 deg. |
| Power consumption (W/sq.m) | 700/280(max/avg) | 700/280(max/avg) | 700/280(max/avg) | 700/280(max/avg) | 750/300(max/avg) | 750/300(max/avg) |
| IP rate | IP65 | IP65 | IP65 | IP65 | IP65 | IP65 |
| Input voltage (VAC) | 110/240 | 110/240 | 110/240 | 100/240 | 110/240 | 110/240 |
| Panel size(L x H x W mm) | 1000X1000X75 | 1000X1000X75 | 1000X1000X75 | 1000X1000X75 | 1000X1000X75 | 1000X1000X75 |
| Panel weight(kg) | ≤25 Kg | ≤25 Kg | ≤25 Kg | ≤25 Kg | ≤25 Kg | ≤25 Kg |

*Specification subjected to change without prior notice.

Features

- ▶ Excellent Design
- ▶ Ultra HD Visual Enjoyment
- ▶ Front and Rear Access Service
- ▶ Highly Waterproof and Dustproof
- ▶ Super wide viewing angle

Applications



Shopping mall



Hotel






Building



Airport



Show Case



K series

Outdoor Commercial LED Display

Parameters

| Value | K4 | K6 | K8 | K10 | K12 | K16 |
|----------------------------|------------------|------------------|------------------|------------------|------------------|------------------|
| Pixel pitch(mm) | 4.81 | 6.4 | 8 | 10.67 | 12.8 | 16 |
| Brightness(nits) | 5000 | 5500 | 5500 | 6000 | 6000 | 6000 |
| Pixel configuration | SMD | SMD | SMD | SMD | SMD | SMD |
| Colours | 281 trillion | 281 trillion | 281 trillion | 281 trillion | 281 trillion | 281 trillion |
| Refresh rate(Hz) | ≥1920 | ≥1920 | ≥1920 | ≥3840 | ≥3840 | ≥4800 |
| Pixel matrix per panel | 208X208 | 160X160 | 128X128 | 96X96 | 80X80 | 64X64 |
| Pixel matrix per sq.m | 43264 | 24414 | 15625 | 8784 | 6104 | 3906 |
| Viewing angle (H/V) | 140/140 deg. | 140/140 deg. | 140/140 deg. | 140/140 deg. | 140/140 deg. | 140/140 deg. |
| Power consumption (W/sq.m) | 870/300(max/avg) | 870/300(max/avg) | 890/310(max/avg) | 900/310(max/avg) | 860/300(max/avg) | 900/310(max/avg) |
| IP rate | IP65/IP43 | IP65/IP43 | IP65/IP43 | IP65/IP43 | IP65/IP43 | IP65/IP43 |
| Input voltage (VAC) | 110/240 | 110/240 | 110/240 | 100/240 | 110/240 | 110/240 |
| Panel size(L x H x W mm) | 1000X1000X150 | 1024X1024X150 | 1024X1024X150 | 1024X1024X150 | 1024X1024X150 | 1024X1024X150 |
| Panel weight(kg) | 42(steel) | 48(steel) | 48(steel) | 46(steel) | 46(steel) | 46(steel) |

*Specification subjected to change without prior notice.

Features

- ▶ Light and thinner
- ▶ Focono new generation module design
- ▶ Front and rear access service
- ▶ Mistake tracking system
- ▶ 140° large viewing angle

Applications



Shopping mall



Hotel



Building






Airport



The World Longest Lifespan LED Display

Show Case



T series

Outdoor Comercial Screen

Features

- ▶ Attractive Shape And Thin Design
- ▶ Strong Compatibility
- ▶ Energy Saving
- ▶ Front and Rear Service
- ▶ Signal and Power Supply Backup
- ▶ 100% Waterproof design



Parameters


| Value | T6-H | T8-H | T10-H | T12-H | T16-H |
|----------------------------|------------------|------------------|------------------|------------------|------------------|
| Pixel pitch(mm) | 6.4 | 8 | 10.67 | 12.8 | 16 |
| Brightness(nits) | 6000 | 6000 | 5000 | 5500 | 8000 |
| Pixel configuration | SMD | SMD | SMD | SMD | DIP |
| Colours | 281 trillion | 281 trillion | 281 trillion | 281 trillion | 281 trillion |
| Refresh rate(Hz) | ≥1920 | ≥1920 | ≥3840 | ≥3840 | ≥3840 |
| Pixel matrix per panel | 160X120 | 128X96 | 96X72 | 80X60 | 64X48 |
| Pixel matrix per sq.m | 24414 | 15625 | 8784 | 6104 | 3906 |
| Viewing angle (H/V) | 140/140 deg. | 140/140 deg. | 140/140 deg. | 140/140 deg. | 140/140 deg. |
| Power consumption (W/sq.m) | 673/245(max/avg) | 653/237(max/avg) | 645/220(max/avg) | 670/230(max/avg) | 690/240(max/avg) |
| IP rate | IP65/IP54 | IP65/IP54 | IP65/IP54 | IP65/IP54 | IP65/IP54 |
| Input voltage (VAC) | 110/240 | 110/240 | 110/240 | 110/240 | 110/240 |
| Panel size(L x H x W mm) | 1024X768X1000 | 1024X768X1000 | 1024X768X1000 | 1024X768X1000 | 1024X768X1000 |
| Panel weight(kg) | 34(Alu.) | 34(Alu.) | 34(Alu.) | 34(Alu.) | 34(Alu.) |

*Specification subjected to change without prior notice.

Applications



Show Case





INDOOR COMMERCIAL

MTV series

Indoor Fine Pitch LED Display


Parameters

| Value | MTV12 | MTV15 | MTV19 | MTV25 | MTV26 | MTV29 | MTV39 |
|---------------------------------------|---------------------------------------------------------------------|--------------|--------------|--------------|--------------|--------------|--------------|
| Pixel pitch(mm) | 1.25 | 1.56 | 1.95 | 2.5 | 2.604 | 2.976 | 3.91 |
| Brightness(nits) | 600 | 600 | 800 | 800 | 800 | 800 | 800 |
| Pixel configuration | SMD1010 | SMD1010 | SMD1515 | SMD1515 | SMD1515 | SMD1515 | SMD2020 |
| Color temperature(K) | 5000-12000 Adjustable | | | | | | |
| Refresh rate(Hz) | 3840 | 3840 | 3840 | 3840 | 3840 | 3840 | 3840 |
| Module resolution | 200X200 | 160x160 | 128x128 | 100x100 | 96x96 | 84x84 | 64x64 |
| Physical density(Dot/m ²) | 640000 | 409600 | 262144 | 160000 | 147456 | 112896 | 65536 |
| Viewing angle (H/V) | 160/160 deg. | 160/160 deg. | 160/160 deg. | 160/160 deg. | 160/160 deg. | 160/160 deg. | 160/160 deg. |
| Power consumption (W/sq.m) | 350/100-200(Max./Avg.) | | | | | | |
| IP rate | IP31 | IP31 | IP31 | IP31 | IP31 | IP31 | IP31 |
| Drive mode | 1/50 Scan | 1/40 Scan | 1/32 Scan | 1/25 Scan | 1/32 Scan | 1/28 Scan | 1/16 Scan |
| Panel size(mm) | 500x250x33/750x250x33/1000x250x33/500x500x33/750x500x33/1000x500x33 | | | | | | |
| Cabinet material | Die cast aluminum | | | | | | |

*Specification subjected to change without prior notice.

Features

- ▶ Precision Flatness
- ▶ Ultra-Smooth Clarity
- ▶ Front-Access Convenience
- ▶ Creative Flexible Splicing
- ▶ Multiple Installation Options
- ▶ Universal Application



Applications



Shopping mall



Hotel






Exhibition



Press conference

Show Case



COB series

Indoor Fine Pitch LED Display

Features

- ▶ Ultra-thin Design
- ▶ High Compatibility
- ▶ 54 Inch Large Size
- ▶ Easy Installation and Maintenance
- ▶ Wide Applications



Parameters

| Value | COB-06 | COB-07 | COB-09 | COB-12 | COB-15 |
|--------------------------------------------|--------------------------------|-------------|-------------|-------------|------------|
| Pixel pitch(mm) | 0.625 | 0.78 | 0.93 | 1.25 | 1.5625 |
| Brightness(nits) | 200-1000 | 200-1000 | 200-1000 | 200-1000 | 200-1000 |
| Pixel configuration | COB (SMD / IMD / MIP Optional) | | | | |
| Color Temp (K) | 2000-12000 | 2000-12000 | 2000-12000 | 2000-12000 | 2000-12000 |
| Refresh rate(Hz) | 3840-7680 | 3840-7680 | 3840-7680 | 3840-7680 | 3840-7680 |
| Pixel Density (dots/m ²) | 1920X1080 | 1536X864 | 1280X720 | 960X540 | 768X432 |
| Cabinet Resolution (mm)(W×H) | 2560000 | 1638400 | 1137776 | 640000 | 409600 |
| Max. Power Consumption (W/m ²) | ≤600 | ≤600 | ≤500 | ≤450 | ≤450 |
| Avg. Power Consumption (W/m ²) | ≤240 | ≤240 | ≤200 | ≤180 | ≤180 |
| Control System | Synchronous control | | | | |
| Input voltage (VAC) | 110/240 | 110/240 | 110/240 | 110/240 | 110/240 |
| Panel size(L x H x W mm) | 1200X675X28 | 1200X675X28 | 1200X675X28 | 1200X675X28 | 1200X675X2 |
| Panel weight(kg) | 17.5 | 17.5 | 17.5 | 17.5 | 17.5 |

*Specification subjected to change without prior notice.

Applications



Shopping mall



Hotel




Exhibition



Press conference

Show Case



V-Board series

Indoor Fine Pitch LED Display

Features

- ▶ Easy Installation
- ▶ Fully Mobile
- ▶ Adjustable Height
- ▶ Customizable
- ▶ Wide Application



Parameters

| Value | V125-2K | V150-2K | V075-4K | V156-2K | V078-4K |
|---------------------------------|---------------------------------------------|---------------|---------------|---------------|---------------|
| Pixel pitch(mm) | 1.25 | 1.5 | 0.75 | 1.56 | 0.78 |
| Brightness(nits) | 1000 | 1000 | 1000 | 1000 | 1000 |
| Resolution (W×H) | 1920X1080 | 1920X1080 | 3840×2160 | 1920X1080 | 3840×2160 |
| Pixel configuration | COB (SMD / MIP Optional) | | | | |
| Refresh rate(Hz) | 3840~7680 | 3840~7680 | 3840~7680 | 3840~7680 | 3840~7680 |
| Interface | HDMI×2, 3.5×1, USB3.0×2, USB2.0×1, Rj45×1 | | | | |
| WIFI Mode | Wifi-5G band×1, Wifi-2.4G band×1, Wifi-AP×1 | | | | |
| Max. Power Consumption (W/sq.m) | ≤1460 | ≤2100 | ≤2800 | ≤2280 | ≤3030 |
| Avg. Power consumption (W/sq.m) | ≤600 | ≤840 | ≤1120 | ≤900 | ≤1200 |
| Input voltage (VAC) | 110V~240V | 110V~240V | 110V~240V | 110V~240V | 110V~240V |
| Display Size (mm)(W×H) | 2400×135 | 2880×1620 | 2880×1620 | 3000×1687.5 | 3000×1687.5 |
| Overall Size (mm)(W×H×D) | 1650×1760×520 | 2170×2084×520 | 2170×2084×520 | 2050×2150×520 | 2050×2150×520 |
| Overall Weight (kg) | 470 | 520 | 520 | 550 | 550 |

*Specification subjected to change without prior notice.

Applications



Shopping mall



Hotel




monitoring



Press conference

Show Case





STAGE RENTAL




X series

Rental LED Display

Features

- ▶ Precision Cabinets Design
- ▶ Ultra-Smooth Motion
- ▶ Ultra HD Visual Fidelity
- ▶ Efficient Front & Rear Maintenance
- ▶ Creative & Flexible Splicing
- ▶ Professional-Grade Versatility




Parameters

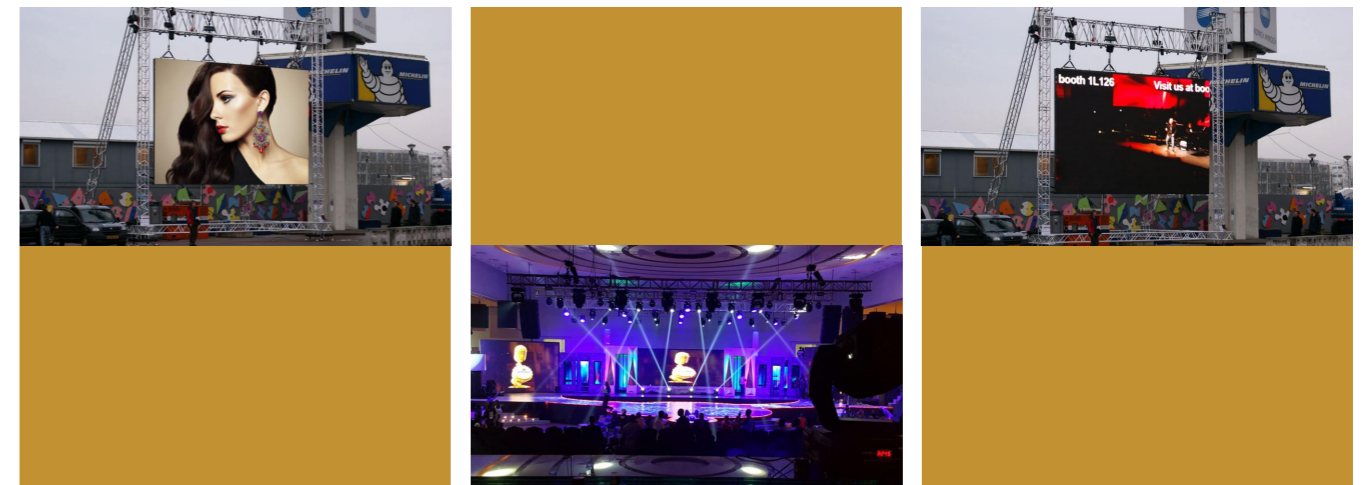
| Type | Indoor | Indoor | Indoor | Outdoor | Outdoor |
|----------------------------|--------------------------|------------------|------------------|------------------|------------------|
| Value | P2.6 | P2.9 | P3.9 | P3.9 | P4.8 |
| Pixel pitch(mm) | 2.604 | 2.97 | 3.91 | 3.91 | 4.81 |
| Brightness(nits) | 800 | 800 | 800 | 4000 | 4000 |
| Pixel configuration | SMD | SMD | SMD | SMD | SMD |
| Refresh rate(Hz) | ≥3840 | ≥3840 | ≥3840 | ≥3840 | ≥3840 |
| Gray Level (Bit) | 14 | 14 | 14 | 14 | 14 |
| Panel Resolution | 192x192 | 168x168 | 128x256/128x128 | 128x256/128x128 | 104x104/104x128 |
| Power consumption (W/sq.m) | 480/160(max/avg) | 480/160(max/avg) | 432/144(max/avg) | 650/200(max/avg) | 650/200(max/avg) |
| IP rate | IP40/IP21 | IP40/IP21 | IP40/IP21 | IP65 / IP54 | IP65 / IP54 |
| Module Size (mm) | 250 x 250 | 250 x 250 | 250 x 250 | 250 x 250 | 250 x 250 |
| Panel size(L x H x W mm) | 500x500x65 / 500x1000x65 | | | | |
| Panel weight(kg) | 6.5 | 6.5 | 11.5/6.5 | 7.6/12.5 | 7.6/12.5 |

*Specification subjected to change without prior notice.

Applications



Show Case





SPORT

Q series

Sport LED Display

Features

- ▶ Cabinet safety design
- ▶ Fast assembling
- ▶ Cabinet viewing angle adjustable
- ▶ Mistake tracking system
- ▶ Lighter and thinner than ever
- ▶ Wide display viewing angle
- ▶ 4"H" performance




Parameters


| Value | Q10 | Q13 | Q16 |
|----------------------------|------------------|------------------|------------------|
| Pixel pitch(mm) | 10 | 13.33 | 16 |
| Brightness(nits) | 6500 | 6000 | 6500 |
| Pixel configuration | SMD | SMD | SMD |
| Colours | 281 trillion | 281 trillion | 281 trillion |
| Refresh rate(Hz) | ≥1920 | ≥1920 | ≥1920 |
| Pixel matrix per panel | 192X96 | 144X72 | 120X60 |
| Pixel matrix per sq.m | 10000 | 5628 | 3906 |
| Viewing angle (H/V) | 140/140 deg. | 140/140 deg. | 140/140 deg. |
| Power consumption (W/sq.m) | 890/310(max/avg) | 850/290(max/avg) | 930/320(max/avg) |
| IP rate | IP65/IP43 | IP65/IP43 | IP65/IP43 |
| Input voltage (VAC) | 110/240 | 110/240 | 110/240 |
| Panel size(L x H x W mm) | 1920X960X120 | 1920X960X120 | 1920X960X120 |
| Panel weight(kg) | 60(Alu.) | 60(Alu.) | 58(Alu.) |

*Specification subjected to change without prior notice.

Applications



Show Case






**CREATIVE
/ FLEXIBLE**

Glass series

Transparent Screen

Features

- ▶ Ultralight design
- ▶ High-transparent
- ▶ Aluminum frame design
- ▶ Fast installation
- ▶ Easy maintenance
- ▶ Ultra-energy-saving



Parameters

| Value | Glass3 | Glass7 | Glass10 | Glass15 | Glass25 |
|----------------------------|------------------|------------------|------------------|------------------|------------------|
| Pixel pitch(mm) | 3.91-7.82 | 7.82-7.82 | 10.4-10.4 | 15.64-15.64 | 25-25 |
| Brightness(nits) | 1200 | 1200 | 1200 | 5000 | 4500 |
| Pixel configuration | SMD | SMD | SMD | SMD | SMD |
| Colours | 281 trillion | 281 trillion | 281 trillion | 281 trillion | 281 trillion |
| Refresh rate(Hz) | ≥1920 | ≥1920 | ≥1920 | ≥1920 | ≥1920 |
| Pixel matrix per panel | 256X128 | 128X128 | 96X96 | 64X64 | 40X40 |
| Pixel matrix per sq.m | 32768 | 16384 | 9216 | 4096 | 1600 |
| Viewing angle (H/V) | 140/140 deg. | 140/140 deg. | 140/140 deg. | 140/140 deg. | 140/140 deg. |
| Power consumption (W/sq.m) | 300/100(max/avg) | 300/100(max/avg) | 300/100(max/avg) | 600/210(max/avg) | 600/210(max/avg) |
| IP rate | IP40/IP20 | IP40/IP20 | IP40/IP20 | IP40/IP20 | IP40/IP20 |
| Input voltage (VAC) | 110/240 | 110/240 | 110/240 | 110/240 | 110/240 |
| Panel size(L x H x W mm) | 1000X1000X80 | 1000X1000X80 | 1000X1000X80 | 1000X1000X80 | 1000X1000X80 |
| Panel weight(kg) | 15(Alu.) | 15(Alu.) | 14(Alu.) | 14(Alu.) | 13(Alu.) |

*Specification subjected to change without prior notice.

Applications



Shopping mall



Airport





Exhibition



Building

Show Case



Cloud series

LED Poster Screen

Features

- ▶ Super Slim & Lightweight Design
- ▶ Synchronous & Asynchronous Control System
- ▶ Support Front Maintenance
- ▶ Frame Color Customized
- ▶ Plug and Play



Parameters


| Value | C18i-H | C25i-H |
|----------------------------|------------------|------------------|
| Pixel pitch(mm) | 1.8 | 2.58 |
| Brightness(nits) | 1000 | 1200 |
| Pixel configuration | SMD | SMD |
| Colours | 281 trillion | 281 trillion |
| Refresh rate(Hz) | ≥3000 | ≥3000 |
| Pixel matrix per panel | 346X1106 | 224X756 |
| Pixel matrix per sq.m | 308642 | 150231 |
| Viewing angle (H/V) | 140/140 deg. | 140/140 deg. |
| Power consumption (W/sq.m) | 660/230(max/avg) | 660/230(max/avg) |
| IP rate | IP40/IP20 | IP40/IP20 |
| Input voltage (VAC) | 110/240 | 110/240 |
| Panel size(L x H x W mm) | 622X1990X35 | 622X1990X35 |
| Panel weight(kg) | 35(Alu.) | 35(Alu.) |

*Specification subjected to change without prior notice.

Applications



Show Case



R series

LED Street Display

Features

- ▶ Ultrathin design
- ▶ Front-access service
- ▶ Ip65 waterproof
- ▶ Remote group control
- ▶ Smart on/off function automatically



Parameters

| Value | R6 - I | R8 - I | R6 - II | R8 - II |
|----------------------------|------------------|------------------|------------------|------------------|
| Pixel pitch(mm) | 6.4 | 8 | 6.4 | 8 |
| Brightness(nits) | 6000 | 6000 | 6000 | 6000 |
| Pixel configuration | SMD | SMD | SMD | SMD |
| Colours | 281 trillion | 281 trillion | 281 trillion | 281 trillion |
| Refresh rate(Hz) | ≥2400 | ≥1920 | ≥2400 | ≥1920 |
| Pixel matrix per panel | 160X320 | 128X256 | 120X240 | 96X192 |
| Pixel matrix per sq.m | 24414 | 15625 | 24414 | 15625 |
| Viewing angle (H/V) | 140/140 deg. | 140/140 deg. | 140/140 deg. | 140/140 deg. |
| Power consumption (W/sq.m) | 870/300(max/avg) | 890/310(max/avg) | 870/300(max/avg) | 890/310(max/avg) |
| IP rate | IP65/IP43 | IP65/IP43 | IP65/IP43 | IP65/IP43 |
| Input voltage (VAC) | 110/240 | 110/240 | 110/240 | 110/240 |
| Panel size(L x H x W mm) | 1024X2048X120 | 1024X2048X120 | 768X1536X120 | 768X1536X120 |
| Panel weight(kg) | 76(Alu.) | 76(Alu.) | 47(Alu.) | 47(Alu.) |

*Specification subjected to change without prior notice.

Applications



Traffic



Street

Show Case





**Till now our products are well exported to 150 countries
with more than 1500 cases all over the world.**